







## Gloucester County 4-H Fair

# Food Contests

- ✓ Baking
- ✓ Cakes
- ✓ Pies
- ✓ Breads
- ✓ Jam
- ✓ Pickles
- ✓ Relish

### Age Groups

-  Junior Youth 4<sup>th</sup> -7<sup>th</sup> Grade
-  Senior Youth 8<sup>th</sup> – 12<sup>th</sup> Grade
-  Adult
-  \* Under 4<sup>th</sup> Grade may exhibit, but are not judged.

### Entry Fees

\$5 for the first entry and \$3 for each additional entry per person.

# ✓ Salsa

## Awards:

- 1<sup>st</sup>, 2<sup>nd</sup>, and 3<sup>rd</sup> place ribbons will be awarded.
- Best in Show will be awarded in each age group.

### Baking

- Cakes
- Cookies & Bars
- Pies
- Savory Breads
- Sweet Breads & Muffins

### Canning

- Jams- Jellies- Marmalade
- Pickles – Relish
- Salsa, Sweet & Spicy

### Drop Off:

### Location

**Palate Pleasers Cooking Club, Barn G**

Jams - Jellie - Marmalade: Friday, July 26, 2024  
2 - 1 pint Mason Jars  
**Drop off:** Thursday 5 pm - 8:00 pm  
Friday: 10.00 am - 2.00 pm  
Judging: TBD  
**Pick-up:** Sunday, July 28, 2024, 2 pm

Pickles - Relish - Salsa: Saturday, July 27, 2024  
2 - 1 pint Mason Jars  
**Drop off:** 10.00 am - 11.00 am  
Judging: TBD  
**Pick-up:** Sunday, July 28, 2024, 2 pm

Baking: Sunday, July 28, 2024  
**Drop off:** Time: 9.00 am - 10.00 am  
Judging: 11.00 am  
**Pick-up:** Sunday, July 28, 2024, 2 pm

## Jams, Jellies & Marmalades

Rules & Requirements (page 6) and Home Canning Rules (page 6) apply to this show.

**Entries must consist of two (2) identical jars of product.**

### Division 1 – Berry Jam

- A) Single Fruit Jams
- B) Mixed Berry Jams
- C) Single Fruit (anything other than berries)
- D) Mixed Fruit (anything other than berries)

### Division 2 – Specialty Jam

- E) Low Sugar Jam
- F) Spiced Jam
- G) Peppered Jam (any jam made from or including peppers)
- H) Any Other Jam (any jam that does not fit in another class)

### Judging Criteria

*Texture 35%*

*Flavor 35%*

*Appearance 30%*

(Color - 15%, Clearness - 10%, Container - 5%)

Jam - Crushed fruit, no separation of fruit and juices

Jelly - Tender, should quiver, cut easily and retain shape, no crystals

### Division Descriptions

Jam: Jams are made by cooking crushed or chopped fruits with sugar until the mixture will round up in a spoon. There should be no separation of fruit and juice.

Jelly: A semi-solid mixture of fruit juice and sugar that is clear and firm enough to hold its shape, yet it is soft enough to spread easily. A Jelly should not contain pieces of product. (Exception: pepper jelly may have pieces of pepper suspended in it.)

### Marmalades:

A soft fruit jelly containing small pieces of fruit or peel evenly suspended in transparent jelly. Marmalades are a traditional way of preparing citrus-based jellies.

Preserves: Preserves are fruits (or uniform pieces of fruit) preserved with sugar so that the fruit retains its shape, is clear and shiny, tender and plump. The syrup is clear and varies from the thickness of honey to that of soft jelly.

**Conserves** are made with dried fruits and nuts and are cooked. They have a very thick and chunky texture. Conserves work very well as a spread and as a condiment for meats and cheeses.

Divisions 3

### **Pickles**

- A) Sweet Pickles
- B) Dill Pickles
- C) Any Other Pickles (Including bread and butter type pickles, etc.)

### **Relish**

**Judging Criteria** - Pickles & Relish *Product 65%*

*Pack 25% Container 10%*

### **Division Descriptions**

Pickles: Foods fermented in a brine or vinegar

Relish: Relishes are prepared from fruits and/or vegetables which are chopped and cooked to desired consistency in a spicy vinegar solution. Sometimes sugar is added if a sweet relish is desired and sometimes hot peppers or other spices are added for a hot relish.

Olives: Must be left whole, cured, then pressure canned in a freshly prepared brine (pint 60 min, quart 70 min)

## **Bread**

### **Division 4**

**Rules & Requirements Rules for Baked Goods below**

#### **Leavened Bread**

- A) - Whole Grain Bread
- B) - French Bread
- C) - Rolls
- D) - Sourdough Bread
- E) - Any Other Leavened Bread

#### **Non-Leavened Bread**

- F) - Tortillas
- G) - Crackers
- H) - Any Other Non-Leavened Bread

### **Quick Bread**

- J) - Nut and/or Fruit Bread K) - Scones
- L) - Muffins
- M) - Any Other Quick Bread

### **Judging Criteria Flavor - 30%**

Taste and aroma, sweet, nutty, blended

### **Texture - 25%**

No streaks or close grain, size and uniformity of cell walls, elasticity

### **General Appearance - 15%**

Shape, proper dome, smoothness, crust color

### **Lightness - 15%**

#### **Crust - 15%**

Thickness, quality, crispness, tenderness and uniformity

### **Division Descriptions**

#### **Leavened Breads:**

Any type of Bread using yeast or culture as the leavening agent, including sourdough bread. Non-Yeast Bread: Bread made without using yeast, baking soda, or baking powder as a leavening agent (flatbread).

#### **Quick Breads:**

Any bread or bread-type product made using a leavening agent other than yeast or culture, such as baking soda.

### **Lightness - 15%**

#### **Crust - 15%**

Thickness, quality, crispness, tenderness, and uniformity

### **Division Descriptions**

#### **Leavened Breads:**

Any type of Bread using yeast or culture as the leavening agent, including sourdough bread. Non-Yeast Bread: Bread made without using yeast, baking soda, or baking powder as a leavening agent (flatbreads).

### **Quick Breads:**

Any bread or bread-type product made using a leavening agent other than yeast or culture, such as baking soda.

## **Cakes**

Rules & Requirements Rules for Baked Goods below

### **Divisions 5**

#### **Frosted Cake**

- A) - Chocolate Cake
- B) - Any Other Frosted Cake

#### **Unfrosted Cake**

- C) - Pound Cake
- D) - Any Other Unfrosted Cake

#### **Specialty Cake**

- E) - Donuts
- G) - Non-Refrigerated
- H) - Cupcakes
- I) - Any Other Specialty Cake Item

### **Judging Criteria Flavor - 35%**

Delicate and pleasing, natural flavor of ingredients

### **Appearance - 30%**

Crust - color, texture, and depth

Frosting/glaze - glossy, not granular, soft, not sticky, suitable flavor

Filling - if appropriate- minimum 1/4 inch, fluffy, good flavor blend with cake **Texture - 25%**

**Crumb - 10%**

### **Division Descriptions**

**Frosted Cakes:** Any frosted cake that does not have any filling or any frosting that requires refrigeration  
**Unfrosted Cakes:** Any unfrosted cake (i.e. pound cakes, fruit cakes, or any other type of cake not frosted—may include a light glaze or powder sugar dusting)

**Refrigerated Cakes:** Any cake with frosting or filling that requires refrigeration or other cake that requires refrigeration (i.e. Cheesecakes, creams, custards, etc.)

**Coffee Cake:** A sweet, leavened, bread-like cake usually flavored with nuts, fruit, or spices and topped with frosting, glaze, or streusel- traditionally served for breakfast or brunch)

**Any Other Specialty Cake Item:** i.e. whoopie pies. Cake Pops belong in the Confections Show.

## **Pie & Pastry Show**

Rules & Requirements Rules for Baked Goods below

Divisions 6

### **Non-Refrigerated Pie**

A)- Single Crust Pie

B) - Double Crust Pie (top and bottom Crust) C) - Tart

D)- Pastry

### **Judging Criteria - Pastries**

Crust - 40% (Flavor - 15%, Texture - 25%)

Appearance - 25% (Color - 10%, Shape - 10% Overall - 5%) Filling - 20% (Flavor - 10%, Consistency - 10%)

Topping - 15%

### **Division Descriptions**

**Single Crust Pie:** Any non-refrigerated pie with only a bottom crust and does not require refrigeration.

**Double Crust Pie:** Any non-refrigerated pie with a top and bottom crust and does not require refrigeration.

**Pastries:** Types of pastry--Shortcrust, Suet, Choux, Puff, Danish, and Filo. Made by exhibitor.

## **Cookies**

### **Rules & Requirements Rules for Baked Goods below**

Divisions 7

#### **Cookies**

- A) - Chocolate Chip Cookies Class 2 - Drop Cookies
- B) - Bar Cookies
- C) - Any Other Cookies

#### **Brownies**

- D) - Chocolate Brownies (chocolate only)
- E) - Any Other Brownies

### **Judging Criteria - Cookies**

Appearance - 40% (Uniformity - 20%, Color - 20%) Crumb (Texture) - 30%  
Flavor - 30%

#### **Cookies Class Descriptions:**

Drop Cookies: Any cookie that is formed by dropping dough from a spoon to the cookie sheet. Bar Cookies: Any cookie that is cut into "bars" on the cookie sheet, except brownies. Chocolate Chip Cookies: Any type of Chocolate - chip-type cookies (bar or drop)  
Any Other Cookies: Any other type of cookie including shaped, rolled, filled, or cut cookies.

## **Rules for Baked Goods**

### **Production Requirements**



Entries must be **“Made from Scratch,”** and NOT “Commercially Prepared Products.” “Commercially Prepared Products” may be used as an ingredient as long as they are not apparent as the finished product. For example, a pudding mix may not be submitted as a pudding or pie filling, but may be used as an ingredient in cupcake batter.

### **Definitions:**

“Made from Scratch”: Entries which are completely home-prepared using basic ingredients. “Professional or Commercial Quality” items sold for home use are permitted.

“Commercially Prepared Products”: Food items which are prepared in a commercial plant or kitchen. This includes items prepared using commercial equipment. These items are disqualified.

### **Entry Requirements**

1. Time Limit Requirement: Entries must arrive fresh the morning of judging.

2. **Quantity Requirements:**

- a. Cakes – One whole cake, 8-10 inch or whole standard loaf
- b. Cupcakes – Six cupcakes
- c. Coffee Cakes – One whole coffee cake
- d. Pies – One whole pie, 8-10 inch
- e. Pastries – Six pastries
- f. Breads or Quick Breads – One whole standard loaf
- g. Donuts, Scones, Biscuits, Muffins and Rolls – Six pieces
- h. Cookies and Confections – Six pieces

3. **Container Requirements:**

Due to limited storage space please be considerate and do not use oversized plates, cake boards, etc. Containers become property of the California State Fair. Disposable containers are recommended.

4. **Perishables Requirement:**

For food safety reasons, all perishables must be kept under refrigeration prior to delivery. Due to high temperatures during the fair, you may wish to deliver in an insulated container such as an ice chest.

5. **Ingredients List:**

On a 3-inch x 5-inch card or piece of paper, provide a complete list of all ingredients used in entry preparation. Be specific, for example: butter (unsalted or salted), oil (vegetable, canola, olive, etc.), flour (all-purpose, cake, bread), etc., and all spices and flavorings used in the entry. Use a separate card for each entry. Do not put your name on your ingredients list. Bring the list with you when you deliver your entry for judging. Lists are used by Judges during judging and to avoid allergens.

## **Ineligible Entries**

At this time the following items are not eligible for entry.

1. Entries made with a bread machine
2. Entries requiring a freezer
3. Hot foods

## **Judging Process**

Disqualifications occur before the food is tasted as noted below. After the food has been tasted, points will be taken away or lowered to a “No Award” status depending on the results of the tasting.

## **Disqualifications**

1. Late delivery of entry
  2. Hair or foreign object found on the entry
  3. Ineligible entries
  4. Failure to follow the “Made from Scratch” rule
  5. Perishable entry arriving at a temperature deemed unsafe for consumption by Judges
- All entries are stored at room temperature.***
6. Entry does not meet quantity requirements

## **No Award**

The following conditions will result in “No Award”

1. Hair or foreign object found in entry
2. Product considered by judges to be unsafe to taste
3. Product entered into the wrong Division

## **Display of Winning Entries**

1. Baked goods will only be displayed as long as they have visual appeal and as space allows
2. There are no guarantees regarding the display

## **Entry and Container Disposal**

1. All entries become the property of The Palate Pleasers Cooking Club and will not be returned to the exhibitor.
2. Trays and props will not be returned to exhibitors. Please use disposable items.

## Rules for Home Canning

These Rules only apply to all Canning Divisions

### Production Requirements

Entries must be “Home Canned,” and not “Commercially Canned.”

Definitions:

**“Home Canned”**: Entries which are completely home-prepared. The use of commercial equipment is not allowed.

**“Professional or Commercial Quality”** items sold for home use are permitted.

**“Commercially Canned”**: Food items which are prepared in a commercial plant or kitchen. This includes items prepared using commercial equipment. These items are disqualified.

### Entry Requirements

1. Time Limit Requirements: Entries must have been canned within the past year
2. Quantity Requirements: Entries must consist of two (2) identical jars of product.
3. One for display and one for judging.
4. The judge will choose which jar to open.
5. Jar Requirements: A clear (non-colored), regular or wide-mouthed, Mason-type (Ball, Kerr, etc.), threaded, home canning jar, sealed with a metal lid and ring band.
5. Jar Sizes:  
For Fruits, Tomatoes, and Pickles: No larger than one (1) quart (32 ounces).  
For Jelly, Jam, Soft Spreads, Sauce, Chutney, Salsa, Relish, etc.: From 8 ounces.
6. Head Space: The following headspace must be utilized for each product:  
1/4 inch head space: Jams, jellies, preserves, conserves, butter, marmalades, and curds  
1/2 inch head space: Fruits, tomatoes, sauerkraut, pickles, relishes
7. Jar Seal Requirements:  
Jars must be sealed with new, two-piece, vacuum seals, specifically made for canning jars. Seals must consist of a metal screw ring band and a metal lid.  
The color of the ring band and metal lids must match.  
The ring band must unscrew easily.
8. Label Requirements:  
Both jars must be labeled on their lids.  
Use plain white labels without any decoration.  
Labels must not overlap with the screw ring band of the jars (This includes any tape used to attach the label).

Title of Entry may not include any names

**Labels must contain the following information:**

Canning method used\*/Processing Time\*\* Title of Entry  
Division/Class  
Date of Preservation (Month/Day/Year)

*See examples next page*

**Example:**

**\*Canning Methods**

All Home Canning entries (including jam and jelly) must meet proper acid levels and be processed using only one of the three following canning methods listed below:

**Method A.** Water Bath Method: Acid foods (example: most fruits, excluding figs). Tomatoes, figs and some fruits are considered borderline low-acid foods. These foods should be made more acid by adding lemon juice, citric acid or vinegar as appropriate for the type of food.

**Method B.** Pressure Canner Method: Usually used for low acid foods but can also be used to process acid foods. Low acid foods processed using the pressure canner method are not eligible for competition at the Gloucester County 4-H Fair.

**Method C.** Steam Canner Method: Processing times are the same for both water bath and steam canning. Products requiring a water bath processing time longer than 45 minutes cannot be safely processed in a steam canner. This restriction only applies to a few products, primarily whole or halved tomatoes packed without added liquid, or liquid-packed tomatoes processed at elevations above 1000 feet.

\*\* Processing Time: Minutes in water bath, steam canner or pressure canner.

\*\*\* Elevation: Your altitude effects the necessary processing time of preserved foods.

**9. Ingredients List:**

On a 3-inch x 5-inch card or piece of paper, provide a complete list of all ingredients used in entry preparation. Be specific, for example: pectin (powdered, liquid, low-sugar, if used), vinegar (white, wine, cider), etc., and all herbs, spices, and flavorings used in the entry. Use a separate card for each entry.

Do not put your name on your ingredients list.

Bring the list with you when you deliver your entry for judging. Lists are used by Judges during judging and to avoid allergens.

**Ineligible Entries**

Due to food safety concerns the following items are not eligible:

1. Non-pickled vegetables
2. Pesto
3. Mustards

4. Any pumpkin product (i.e. pumpkin butter, jam, etc.)
5. Any entry containing meat or other protein foods such as eggs (exception: curds)
6. Chocolate sauces
7. Freezer jams (No freezer and refrigerator available)

## **Judging Process**

The Palate Pleasers Cooking Club considers the judging process to start after the jar has been opened. Disqualifications occur before the jar is opened. After the jar has been opened points may be taken away or lowered to a “No Award” status depending on the results of the judging.

The Palate Pleasers Cooking Club judging of Home Canning Classes will be based on guidelines established by the USDA (USDA Complete Guide to Home Canning.)

This information is available online at [www.uga.edu/nchfp/index.html](http://www.uga.edu/nchfp/index.html), or contact the Master Food Preservers through your local Cooperative Extension Office. Rules in this handbook take precedence over other sources.

## **Disqualifications**

The following are examples of disqualifications:

1. Entry is “Commercially Canned”
2. Jars not identical
3. Incorrect jar (such as mayonnaise jar)
4. Jar not sealed with two-piece vacuum seal with lid and matching metal screw ring
5. Jar  
unable to be opened
6. The label does not include the required information
7. Label incorrectly placed on the jar
8. Decorations on the jar (not including those from the manufacturer)
9. 9. Dirty jar or rust on the lid  
or metal screw ring.
10. Late Delivery of Entry
11. Ineligible ingredients included in the entry
12. Method of Processing other than by water bath, steam or pressure
13. Inadequate Processing Time

## **No Award**

The following conditions will result in “No Award”

1. Unsealed jar
2. Mold, foreign objects (hair, insects, etc.) found in a sealed jar
3. Product considered  
unsafe to taste by Judges

4. Product entered in the wrong Division

### **Major Considerations**

The following considerations may change award placing or may cause the loss of enough points for a “No Award.” Examples of major considerations are as follows:

1. Product under the band or food on the jars
2. Bubbles in jam and jellies
3. Incorrect Headspace
4. Soft pickles
5. Poor presentation of the pack

### **Display of Winning Entries**

The unopened jar will be on display as space allows. There are no guarantees regarding display.

#### **Return of Jars**

Unopened jars will be available for pickup after the Fair. (See Calendar) You must have the Claim Checks. Opened and unclaimed jars will be donated to the Palate Pleasers 4H Cooking Club

**Gloucester County 4-H  
Cooking Contests  
Entry Form**

Name \_\_\_\_\_ 4-H Club \_\_\_\_\_

Age Category  Adult  Junior Youth (K-7<sup>th</sup>)  Senior Youth (8<sup>th</sup>-12<sup>th</sup> Grade)  
 Under 4<sup>th</sup> Grade (not judged)

Class/Category (circle one)

Check contest rules for category divisions

**Note:**  
Ineligible items  
include anything  
requiring refrigeration.

Entry #

*Specialty Cake    Un-frosted Cake*  
*Frosted Cake    Pie    Pastries    Cookies*  
**A B C D E F G H I J K L M N**

Item Description

---

---

Address:

Cell Phone:

Email:

---

**Palate Pleasers Contest Receipt**

Name:

Item Description: